

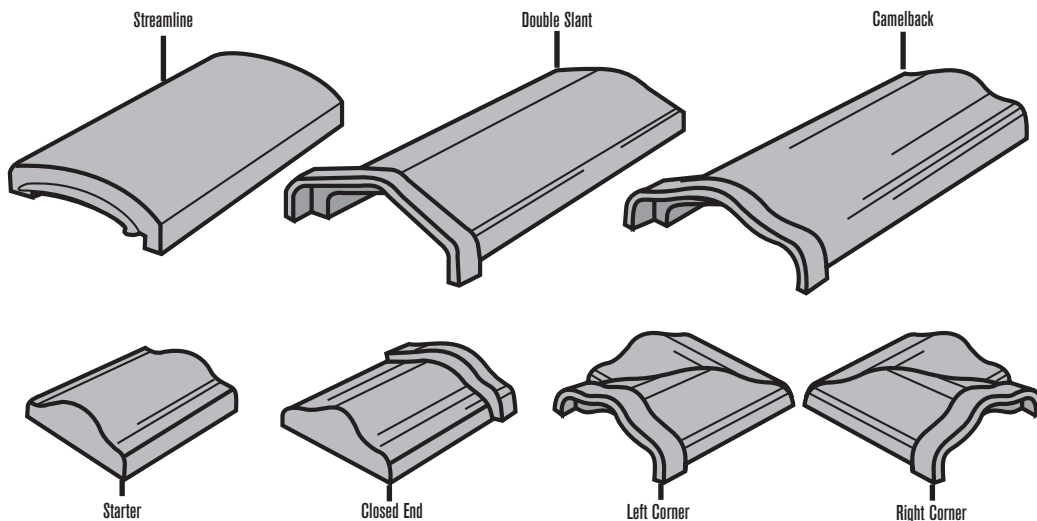
Logan Clay Wall Coping

Clay wall coping adds a touch of elegance and distinction to any wall. Logan's clay wall coping is vacuum extruded from the finest clays and fired to 2000°F.

Because vitrified clay is inert, it is immune to the ravages of moisture, corrosion, decay and chemical action. Glazes do not add to the weather resistance or general durability of clay wall coping.

Logan's complete line of wall coping offers a selection of styles to complement any style of architecture—brick, stone or other masonry. In renovation work, Logan Clay wall coping provides a level of authenticity that is unmatched.

When properly installed on top of the wall and sealed with mortar, no moisture should run into the wall. Clay coping is the most durable and economical coping available.



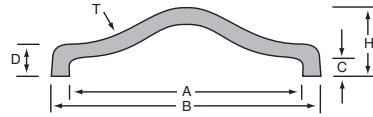
Directions for Installation

Coping is manufactured and shipped as a block 2-feet long, yielding 4 lineal feet per block. To split the block on the jobsite, use a wide mason's chisel and hammer in the kerf. Tap one to two times at the bottom, middle and top of each side or until the block separates.

Coping should be embedded in a thick bed of mortar laid on top of the wall. All socket joints must be completely filled and the exposed mortar carefully pointed. On sloping walls, sockets must be laid downslope to prevent water from running into the socket joints.

Logan Clay Wall Coping (cont'd)

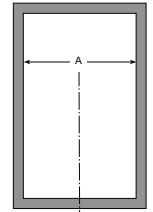
Camelback Wall Coping Straight Sections



Nominal Size - A	Length	Approximate Dimensions					Weight per Piece (lbs.)	Pieces per Pallet	Blocks per Pallet	Feet per Pallet
		B	C	D	H	T				
9"	24"	11"	1.25"	2"	3.25"	1"	24	56	28	112
13"		15"	1.75"	2.5"	4.5"		38	30	15	60

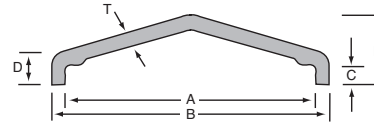
Starters and Ends Right and Left Corners

Nominal Size - A	Length	Weight (lbs.)	Nominal Size - A	Approximate Dimensions		Weight (lbs.)		Pieces per Box
				A	B	Each	Box	
9"	24"	28	9"	6.5"	10"	18	1,296	72 (36 Lefts, 36 Rights)
13"		42	13"	8"	14"	34	1,156	34 (17 Lefts, 17 Rights)



Starter

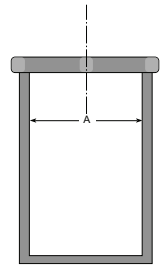
Double Slant Wall Coping Straight Sections



Nominal Size - A	Length	Approximate Dimensions					Weight per Piece (lbs.)	Pieces per Pallet	Blocks per Pallet	Feet per Pallet
		B	C	D	H	T				
9"	24"	11"	1.5"	2.25"	3.5"	1"	24	48	24	96
13"		15"	2"	2.75"	4"		32	30	15	60

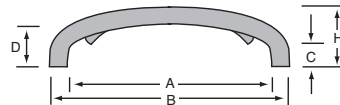
Starters and Ends Right and Left Corners

Nominal Size - A	Length	Weight (lbs.)	Nominal Size - A	Approximate Dimensions		Weight (lbs.)		Pieces per Box
				A	B	Each	Box	
9"	24"	30	9"	7"	9.5"	20	1,440	72 (36 Lefts, 36 Rights)
13"		47	13"	9"	13.5"	40	1,360	34 (17 Lefts, 17 Rights)



End

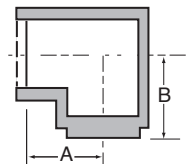
Streamline Wall Coping Straight Sections



Nominal Size - A	Length	Approximate Dimensions					Weight per Piece (lbs.)	Pieces per Pallet	Blocks per Pallet	Feet per Pallet
		B	C	D	H	T				
9"	24"	11"	1"	2"	3.25"	1"	28	56	28	112
13"		15"	1"	2"	3.25"		36	42	21	84

Starters and Ends Right and Left Corners

Nominal Size - A	Length	Weight (lbs.)	Nominal Size - A	Approximate Dimensions		Weight (lbs.)		Pieces per Box
				A	B	Each	Box	
9"	24"	30	9"	7.25"	8.5"	19	1,368	72 (36 Lefts, 36 Rights)
13"		36	13"	9.50"	12"	28	952	34 (17 Lefts, 17 Rights)



Corner

Logan Clay Products LLC

loganclay.com • loganclaypipe.com • loganclaymasonry.com • no-digpipe.com
info@loganclay.com • 800-848-2141 • 740-385-2184 • Fax: 740-385-9336